

NEVER change oil again!

(Eco)-Nephron Centrifuges

The Nephron centrifuges are installed in Eco-Nephron dialyses systems for combustion engines before the Eco-Nephron dialysis elements. They remove impurities up to 10 μm and offer pre-treatment of the (lube)-Oil.

The centrifuges are able to remove particles that are not removed by a conventional strainer or magnet separator, like aluminium powder, stainless steel powder, grindstone powder and carbon. They do not contain any parts that need to be changed regularly and will not influence the (lube) oil's viscosity.



1. Example of Centrifuge

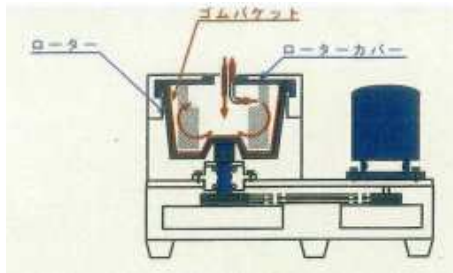


2. Example of sludge removed by Centrifuge

Available types:

Depending on the required flow rate and customer needs, Manual, Semi-Automatic and Fully Automatic centrifuges are available for the Eco-Nephron dialysis systems.

Manual Centrifuges:



Type: SR-Z 30P

Max. flow rate:	300	liter/hr
Inner Capacity of rotor:	3	liter
Revolutions:	2000-2400	RPM
Motor 220/240V:	0,4	kW
Fitting area:	300 x 500	mm
Height of Inlet	485	mm
height of Outlet	365	mm

Type: SR-Z 60P

Max. flow rate:	600	liter/hr
Inner Capacity of rotor:	7	liter
Revolutions:	2000-2400	RPM
Motor 220/240V:	1,5	kW
Fitting area:	380 x 650	mm
Height of Inlet	520	mm
height of Outlet	330	mm

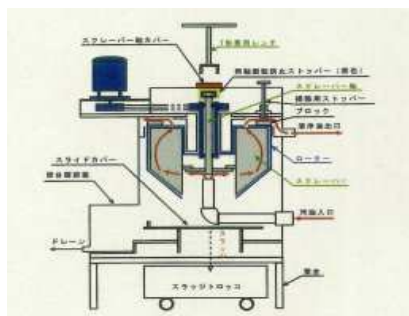
NEVER change oil again!

Type: SR-Z 100P

Max. flow rate:	1000	liter/hr
Inner Capacity of rotor:	15	liter
Revolutions:	2000-2400	RPM
Motor 220/240V:	2,2	kW
Fitting area:	500 x 800	mm
Height of Inlet	505	mm
height of Outlet	295	mm

Semi-Automatic Centrifuges:

(Sludge scraper is manually operated, sludge is removed automatically)



Type: SR-Z 60PA

Max. flow rate:	600	liter/hr
Inner Capacity of rotor:	7	liter
Revolutions:	1500-1800	RPM
Motor 220/240V:	1,5	kW
Fitting area:	400 x 650	mm
Height of Inlet	165	mm
height of Outlet	360	mm

Type: SR-Z 100PA

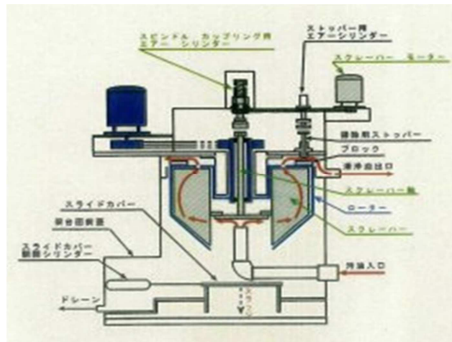
Max. flow rate:	1000	liter/hr
Inner Capacity of rotor:	15	liter
Revolutions:	2000-2400	RPM
Motor 220/240V:	2,2	kW
Fitting area:	500 x 900	mm
Height of Inlet	180	mm
height of Outlet	455	mm

Type: SR-Z 200PA

Max. flow rate:	2000	liter/hr
Inner Capacity of rotor:	25	liter
Revolutions:	1680-2000	RPM
Motor 220/240V:	3,7	kW
Fitting area:	600 x 1000	mm
Height of Inlet	225	mm
height of Outlet	235	mm

NEVER change oil again!

Fully Automatic Centrifuges



Type: SR-Z 100PFA

Max. flow rate:	1000	liter/hr
Inner Capacity of rotor:	15	liter
Revolutions:	1680-2000	RPM
Motor 220/240V:	2,2	kW
Fitting area:	500 x 900	mm
Height of Inlet	180	mm
height of Outlet	455	mm

Type: SR-Z 200PFA

Max. flow rate:	2000	liter/hr
Inner Capacity of rotor:	25	liter
Revolutions:	1680-2000	RPM
Motor 220/240V:	3,7	kW
Fitting area:	600 x 1000	mm
Height of Inlet	225	mm
height of Outlet	335	mm

Please contact us for more information.